

GENERAL PURPOSE VALVES



Series 20 >> Model 22

2-Way Normally Closed Valve

A complete line of valves with a great selection of options and exceptional proven performance. The standard in the field. Air, water, and other fluids compatible with standard Buna seals. Hot water, steam, gasoline, and many oils require special seal materials.

- The flagship valve initially created for fluid power industry.
- Heavy duty and made of stainless steel.
- A real workhorse with proven performance.
- It has the greatest amount of options available of all the valves.
- Wide range of orifice sizes from 1/32" to 5/16".

OPERATING CONDITIONS

Media: Air, water, and other fluids compatible with standard Buna seals. Hot water, steam, gasoline, and many oils require special seal materials. (Series 20 pressure ratings may change due to the viscosity of the liquid.)*

Valve Temperature Range: Standard Valves - 0°F (-18°C) to 104°F (40°C) ambient; 0°F (-18°C) to 150°F (65°C) media. Optional Valves - can tolerate much higher or much lower ambient and media temperatures.

Maximum Operating Pressure Differentials: See table on proceeding page.

Burst Pressure: 5000 PSI

Leakage: Bubble tight for standard valves.

Vacuum: To 5 Microns*

ELECTRICAL CHARACTERISTICS

Coil Voltage: 6 to 825V AC 60 HZ. and 5 to 720V AC 50 HZ. – 1.8 to 265V DC

Nominal Power: AC – 7.7 Watts DC – 9.5 Watts

Coil Construction: Non-molded Class A (Std.), Molded and Potted Class F or Class H (Opt.)

Typical Response Time on Air: 4 - 16 Milliseconds

Operating Speed: Up to 600 CPM

Duty Cycle: Continuous

MECHANICAL CHARACTERISTICS

Body: Stainless Steel (Std.) or Brass (Opt.)

Internal Components: Stainless Steel

Elastomers: Nitrile (Buna) (Std.). Many other elastomers available.*

Orifice Diameter: See table on proceeding page.

Porting: Standard 1/8" and 1/4" NPT (other ports available).*

Housing: Grommet and 1/2" NPT conduit - many options available.*

Listings: Most valves are UL and CSA listed.*

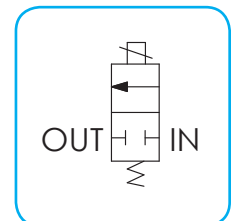
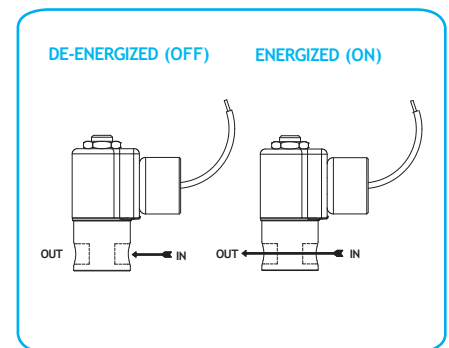
Life Expectancy: Millions of cycles, depending on application, lubrication, etc.

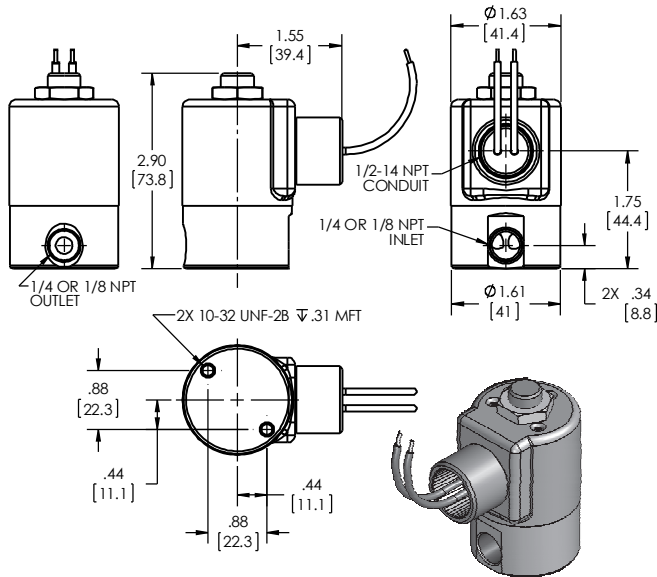
Valve Weight: Grommet Valve: 1.06 lb Conduit Valve: 1.13 lb

Repair Packs: See table on proceeding page.

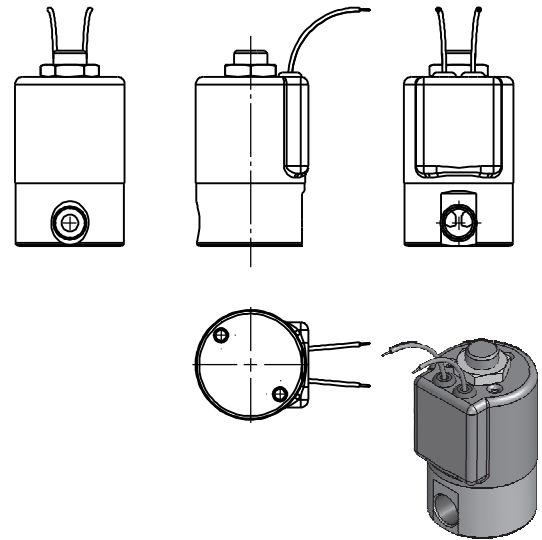
Options: Alternate Port Locations, Metering, Manual Override, Alternate Elastomers, Spade Terminal Coil, European Style DIN, Explosion Proof and Magnetic Latching Coil

* Consult representative or factory for options and specifications.





**SERIES 20 MODEL 22
2WNC
CONDUIT COIL CONNECTION**



**SERIES 20 MODEL 22
2WNC
GROMMET HOUSING WITH LEADS**

VALVE SPECIFICATIONS

+ MAX. OPER. PRESS. DIFF.		ORIFICE SIZE CV FACTOR		GROMMET HOUSING		CONDUIT HOUSING	
AC	DC	N.C.	N.C.	1/8 NPT PORTS	1/4 NPT PORTS	1/8 NPT PORTS	1/4 NPT PORTS
500	500	1/32	.024	22G7DGV	22G9DGV	22G7DCV	22G9DCV
250 (500)	250 (500)	3/64	.052	22H7DGV	22H9DGV	22H7DCV	22H9DCV
200 (400)	200 (400)	1/16	.095	22J7DGV	22J9DGV	22J7DCV	22J9DCV
125 (300)	125 (250)	3/32	.156	22K7DGV	22K9DGV	22K7DCV	22K9DCV
100 (200)	100 (200)	1/8	.284	22N7DGV	22N9DGV	22N7DCV	22N9DCV
75	50	5/32	.404	22O7DGV	22O9DGV	22O7DCV	22O9DCV
50	25	3/16	.500	22P7DGV	22P9DGV	22P7DCV	22P9DCV
20	5	1/4	.700	22R7DGV	22R9DGV	22R7DCV	22R9DCV
15	—	5/16	1.000	—	22S9DGV	—	22S9DCV

* FKM seals not recommended for pressure ratings above 500 PSI.

WHEN ORDERING VALVES OR REPAIR PACKS ADD VOLTAGE AND FREQUENCY TO COMPLETE VALVE NUMBER. EXAMPLES: VALVE (22N9DCV-120/60) REPAIR PACK (K22NDD-AC).

+ Ratings in brackets are optional extended ratings; consult factory.