



Series 50 LW >> Model LW51

Low Wattage — 2-Way Normally Open Valve

General purpose for pneumatic and hydraulic applications. The versatility of these valves is increased to include the handling of hot air, hot water, refrigerants and many other media, by the use of different seals. Air and other fluids compatible with standard Buna seals. Hot water, steam, gasoline, oils, some hydraulic fluids, and many media require special seal materials.

- General purpose valve with reduced power consumption.
- Increased versatility.
- For pneumatic and hydraulic application.

OPERATING CONDITIONS

Media: Air and other fluids compatible with standard Buna seals. Hot water, steam, gasoline, oils, some hydraulic fluids, and many media require special seal materials. (Series 50 pressure ratings may change due to the viscosity of the liquid.)*

Valve Temperature Range: Standard Valves - 0°F (-18°C) to 140°F (60°C) ambient; 0°F (-18°C) to 150°F (65°C) media. Optional Valves - can tolerate much higher or much lower ambient and media temperatures.*

Maximum Operating Pressure Differentials: See table on proceeding page.

Burst Pressure: 5000 PSI

Leakage: Bubble tight for standard valves.

Vacuum: To 5 Microns*

ELECTRICAL CHARACTERISTICS

Coil Voltage: 12 to 370V AC 60 HZ. and 10.5 to 345V AC 50 HZ. — 6.0 to 120V DC

Nominal Power: AC — 2.5 Watts DC — 2.5 Watts

Coil Construction: Molded and potted Class F. (Class H optional)

Typical Response Time on Air: 4 - 16 Milliseconds

Operating Speed: Up to 600 CPM

Duty Cycle: Continuous

MECHANICAL CHARACTERISTICS

Body: Stainless Steel (Std.), Brass (Opt.) or Aluminum (Opt.)

Internal Components: Stainless Steel

Elastomers: Nitrile (Buna) (Std.). Many other elastomers available.*

Orifice Diameter: See table on proceeding page.

Porting: 1/8" NPT (Std.)

Housing: Grommet and 1/2" NPT conduit - many options available.*

Listings: Most valves are UL and CSA listed — consult factory.

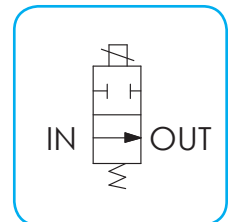
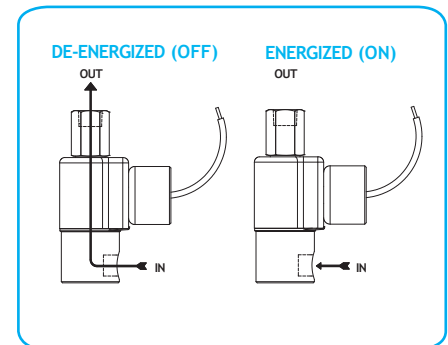
Life Expectancy: Millions of cycles, depending on application, lubrication, etc.

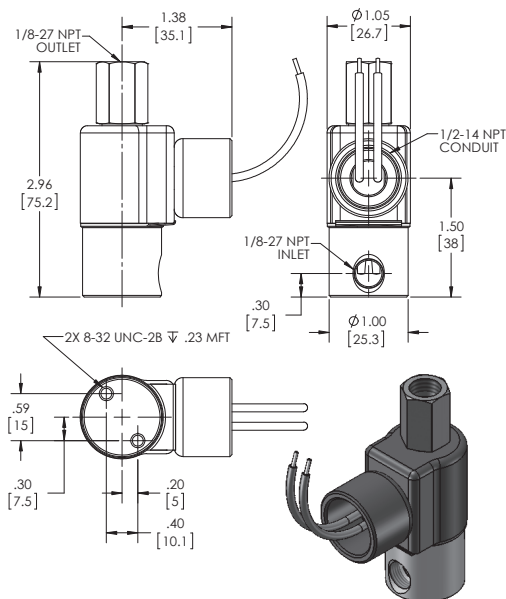
Valve Weight: Grommet Valve: 0.38 lbs, Conduit Valve: 0.44 lbs

Repair Packs: See table on proceeding page.

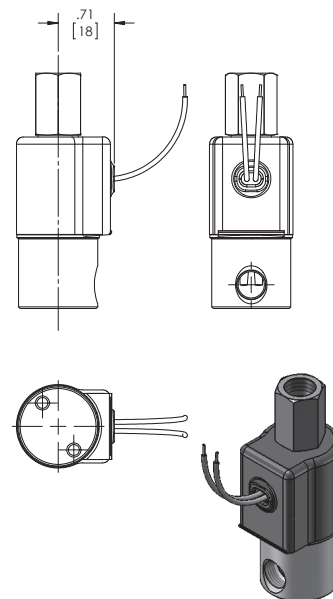
Options: Alternate Port Locations, Metering and Alternate Elastomers*

* Consult representative or factory for options and specifications.





**SERIES 50 LW
MODEL LW51
2WNO
CONDUIT CONNECTION**



**SERIES 50 LW
MODEL LW51
2WNO
GROMMET HOUSING WITH LEADS**

VALVE SPECIFICATIONS

MAX. OPER. PRESS. DIFF.				ORIFICE SIZE	CV FACTOR	VALVE NUMBER	
GAS	LIQUID						
AC	DC	AC	DC	N.O.	N.O.	GROMMET 1/8" NPT	CONDUIT 1/8" NPT
300	200	300	200	1/32	.020	LW51G8XGM	LW51G8XCM
270	120	120	65	3/64	.048	LW51H8XGM	LW51H8XCM
135	50	40	30	1/16	.075	LW51J8XGM	LW51J8XCM
70	35	30	20	5/64	.134	LW51V8XGM	LW51V8XCM
55	30	25	15	3/32	.156	LW51K8XGM	LW51K8XCM

WHEN ORDERING VALVES OR REPAIR PACKS ADD VOLTAGE AND FREQUENCY TO COMPLETE VALVE NUMBER. EXAMPLES: VALVE (LW51J8XGML-120/60) REPAIR PACK (KLW51JX-AC)