

# HAZARDOUS LOCATION VALVES



## Series 50 EW >> Model EW51

### Encapsulated Hazardous Location – 2-Way Normally Open Valve

A UL and CSA listed, low watt, miniature hazardous location valve with minimal space and energy requirements in volatile environments. Air and other fluids, compatible with standard Buna seals. Hot water, steam, gasoline, oils, some hydraulic fluids, and many other media require special seal materials.

- **Smallest hazardous location solenoid valve.**
- **Best ambient and high temperature ratings on the market.**
- **NEMA 4 rating is standard with encapsulated coil.**

## OPERATING CONDITIONS

**Media:** Air, and other fluids compatible with standard Buna seals. Hot water, steam, gasoline, oils, some hydraulic fluids, and many media require special seal materials. (Series 50 pressure ratings may change due to the viscosity of the liquid.)\*

**Valve Temperature Range:** Standard Valves - 0°F (-18°C) to 140°F (60°C) ambient; 0°F (-18°C) to 150°F (65°C) media. Optional Valves - can tolerate much higher or much lower ambient and media temperatures.\*

**Maximum Operating Pressure Differentials:** See table on proceeding page.

**Burst Pressure:** 5000 PSI

**Leakage:** Bubble tight for standard valves.

**Vacuum:** To 5 Microns\*

## ELECTRICAL CHARACTERISTICS

**Coil Voltage:** 16 to 547V AC 60 HZ. and 14.5 to 490V AC 50 HZ. — 6 to 200V DC

**Nominal Power:** AC — 5.0 Watts DC — 5.0 Watts

**Coil Construction:** Encapsulated Class F Coil with third wire ground

**Typical Response Time on Air:** 4 - 16 Milliseconds

**Operating Speed:** Up to 600 CPM

**Duty Cycle:** Continuous

## MECHANICAL CHARACTERISTICS

**Body:** Stainless Steel (Std.)

**Internal Components:** Stainless Steel

**Elastomers:** Nitrile (Buna) (Std.). Many other elastomers available.\*

**Orifice Diameter:** See table on proceeding page.

**Porting:** 1/8" NPT (Std.)

**Housing:** Encapsulated with 1/2 NPT conduit

**Listings:** Valves are UL listed for Hazardous Locations — Class I, Div 1, Groups A, B, C, and D - Class II, Div 1, Groups E, F, and G; Div 2, Groups A, B, C, D, E, F, and G. "T" Rating as low as T4.

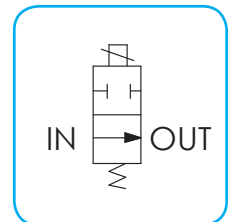
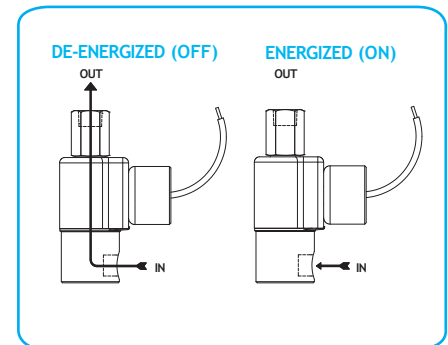
**Life Expectancy:** Millions of cycles, depending on application, lubrication, etc.

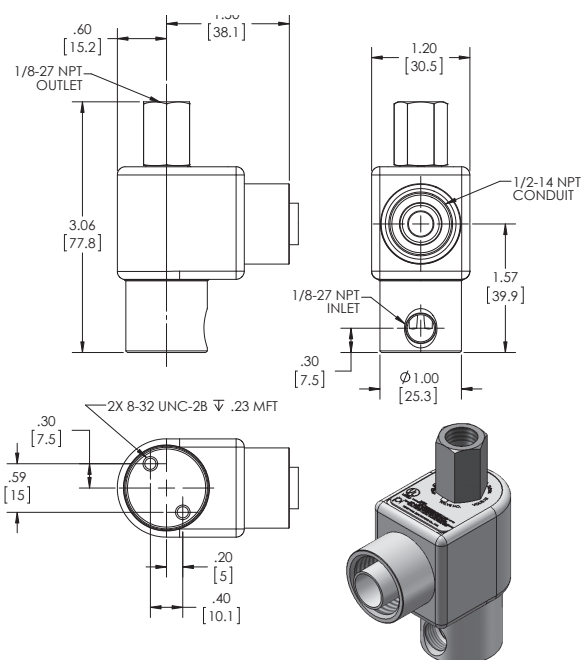
**Valve Weight:** 0.60 lbs

**Repair Packs:** See table on proceeding page.

**Options:** Alternate Port Locations, Metering, Alternate Elastomers, All Stainless Steel Construction\*

\* Consult representative or factory for options and specifications.





**SERIES 50  
MODEL EW51  
2WNO  
EXPLOSION PROOF**

## VALVE SPECIFICATIONS

MAX. OPER. PRESS. DIFF.		ORIFICE SIZE N.O.	CV FACTOR N.O.	VALVE NUMBER
AC	DC			
700*	700*	1/32	.020	EW51G8XCCP
500	500	3/64	.048	EW51H8XCCP
200	200	1/16	.075	EW51J8XCCP
135	135	5/64	.134	EW51V8XCCP
100	100	3/32	.150	EW51K8XCCP

\* FKM seals not recommended for pressure ratings above 500 PSI

WHEN ORDERING VALVES OR REPAIR PACKS ADD VOLTAGE AND FREQUENCY TO COMPLETE VALVE NUMBER. EXAMPLES: VALVE (EW51J8XCCP-120/60) REPAIR PACK (KEW51J-AC)