

HIGH PRESSURE VALVES



Series 20 >> Model H22

High Pressure – 2-Way Normally Closed Valve

When the valve coil is energized, the plunger is drawn towards the sleeve end stop. The plunger is allowed to accelerate freely for a short distance before it makes contact with the shoulder of the sealing pin. Upon contact it imparts considerable force on the pin causing it to lift the seat. A return spring provides the return force, directly on the pin, to seal the orifice when the coil is de-energized. The valve must be mounted 30 degrees of vertical and is on air and other non-corrosive gases, water and oil.

- Kel-F pin sealing element.
- Orifice guides the sealing pin for perfect alignment.
- Simple construction...only three moving parts.

OPERATING CONDITIONS

Media: Air and other non-corrosive gases, water and oil.

Filtration: Down to 60 microns or less is recommended.

Valve Temperature Range: Standard Valves - 0°F (-18°C) to 104°F (40°C) ambient; 0°F (-18°C) to 150°F (65°C) media. Optional Valves - can tolerate much higher or much lower ambient and media temperatures.*

Maximum Operating Pressure Differentials: See table on proceeding page.

Burst Pressure: 10,000 PSI

Leakage: Bubbletight (with polymer sealing pins)

ELECTRICAL CHARACTERISTICS

Coil Voltage: 6 to 825V AC 60 HZ. and 5 to 720V AC 50 HZ. – 1.8 to 265V DC

Nominal Power: AC – 7.7 DC – 9.5 Watts

Coil Construction: Non-molded Class A (Std.), Molded and Potted Class F or Class H (Opt.)

Typical Response Time on Air: 4 - 16 Milliseconds

Operating Speed: Up to 600 CPM with gas media

Duty Cycle: Continuous

MECHANICAL CHARACTERISTICS

Body: Stainless Steel (Std.) or Brass (Opt.)

Internal Components: Stainless Steel

Elastomers: Nitrile (Buna) (Std.). Many other elastomers available.*

Sealing Pin: Kel-F (Std.), Delrin®, Teflon®, Nylon, PEEK, Radel®, Ultem®, 303 Stainless Steel (Opt.)

Orifice Diameter: See table on proceeding page.

Porting: 1/8" NPT and 1/4" NPT (other ports available).*

Housing: Grommet and 1/2" NPT conduit - many options available.*

Mounting: Must be mounted within 30° of vertical.

Listings: Most valves are UL and CSA listed.*

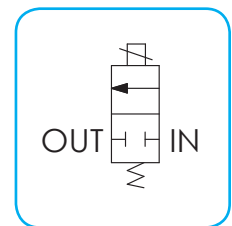
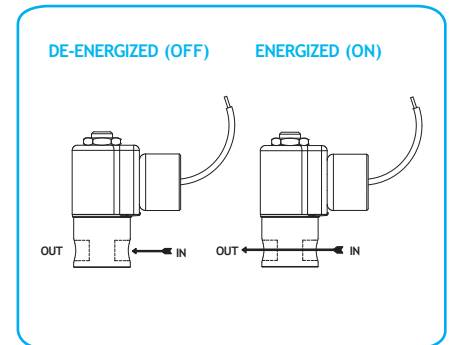
Life Expectancy: Millions of cycles, depending on application, lubrication, etc.

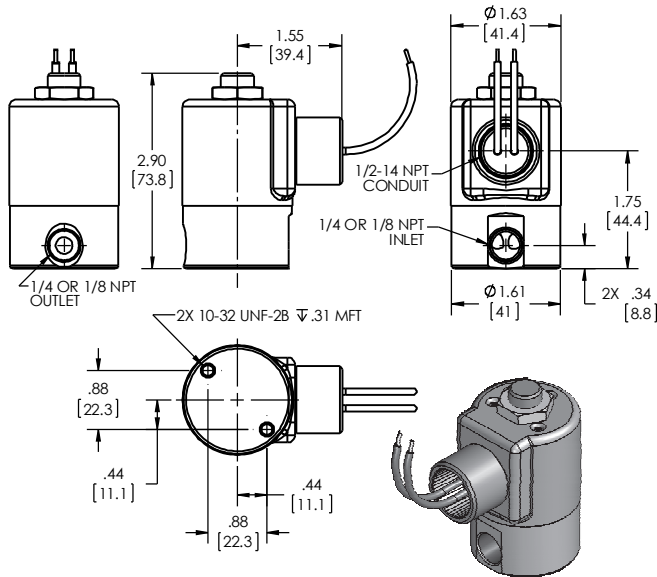
Valve Weight: Grommet Valve: 1.13 lbs, Conduit Valve: 1.19 lbs

Repair Packs: See table on proceeding page.

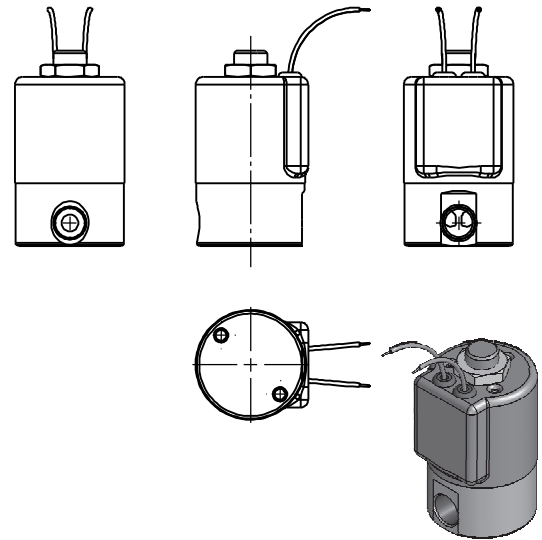
Options: Alternate Port Locations, Alternate Elastomers, Alternate Sealing Pin Materials, Spade Terminal Coil, and European Style DIN Coil*

* Consult representative or factory for options and specifications.





**SERIES 20 MODEL 22
2WNC
CONDUIT COIL CONNECTION**



**SERIES 20 MODEL 22
2WNC
GROMMET HOUSING WITH LEADS**

VALVE SPECIFICATIONS

GAS PRESSURE RATINGS		ORIFICE SIZE N.C.	CV FACTOR N.C.	VALVE NUMBER			
AC	DC			GROMMET HOUSING		CONDUIT HOUSING	
				1/8 NPT PORTS	1/4 NPT PORTS	1/8 NPT PORTS	1/4 NPT PORTS
5000	5000	.025	.010	H22M7DGV	H22M9DGV	H22M7DCV	H22M9DCV
3000	3000	1/32	.022	H22G7DGV	H22G9DGV	H22G7DCV	H22G9DCV
2500	1500	3/64	.041	H22H7DGVG	H22H9DGVG	H22H7DCVG	H22H9DCVG
1750	500	1/16	.065	H22J7DGVG	H22J9DGVG	H22J7DCVG	H22J9DCVG
650	100	3/32	.100	H22K7DGVG	H22K9DGVG	H22K7DCVG	H22K9DCVG

LIQUID PRESSURE RATINGS		ORIFICE SIZE N.C.	CV FACTOR N.C.	VALVE NUMBER			
AC	DC			GROMMET HOUSING		CONDUIT HOUSING	
				1/8 NPT PORTS	1/4 NPT PORTS	1/8 NPT PORTS	1/4 NPT PORTS
5000	5000	.025	.010	H22M7DGV	H22M9DGV	H22M7DCV	H22M9DCV
3000	3000	1/32	.022	H22G7DGV	H22G9DGV	H22G7DCV	H22G9DCV
1500	1500	3/64	.041	H22H7DGV	H22H9DGV	H22H7DCV	H22H9DCV
1000	500	1/16	.065	H22J7DGV	H22J9DGV	H22J7DCV	H22J9DCV
300	100	3/32	.100	H22K7DGV	H22K9DGV	H22K7DCV	H22K9DCV

WHEN ORDERING VALVES OR REPAIR PACKS ADD VOLTAGE AND FREQUENCY TO COMPLETE VALVE NUMBER. EXAMPLES: VALVE (H22J7DGVG-120/60) REPAIR PACK (KH22JD-AC).