

LOW WATT VALVES



Series 50 LW >> Model LW52

Low Wattage – 2-Way Normally Closed Valve

General purpose safety valve for pneumatic and hydraulic applications. The versatility of these valves is increased to include the handling of hot air, hot water, refrigerants and many other media, by the use of different seals. Air and other fluids compatible with standard Buna seals. Hot water, steam, gasoline, oils, some hydraulic fluids, and many media require special seal materials.

- General purpose valve with reduced power consumption.
- Increased versatility.
- For pneumatic and hydraulic application.

OPERATING CONDITIONS

Media: Air and other fluids compatible with standard Buna seals. Hot water, steam, gasoline, oils, some hydraulic fluids, and many media require special seal materials. (Series 50 pressure ratings may change due to the viscosity of the liquid.)*

Valve Temperature Range: Standard Valves - 0°F (-18°C) to 140°F (60°C) ambient; 0°F (-18°C) to 150°F (65°C) media. Optional Valves - can tolerate much higher or much lower ambient and media temperatures.*

Maximum Operating Pressure Differentials: See table on proceeding page.

Burst Pressure: 5000 PSI

Leakage: Bubble tight for standard valves.

Vacuum: To 5 Microns*

ELECTRICAL CHARACTERISTICS

Coil Voltage: 12 to 370V AC 60 HZ. and 10.5 to 345V AC 50 HZ. – 6.0 to 120V DC

Nominal Power: AC – 2.5 Watts DC – 2.5 Watts

Coil Construction: Molded and potted Class F. (Class H optional)

Typical Response Time on Air: 4 - 16 Milliseconds

Operating Speed: Up to 600 CPM

Duty Cycle: Continuous

MECHANICAL CHARACTERISTICS

Body: Stainless Steel (Std.), Brass (Opt.) or Aluminum (Opt.)

Internal Components: Stainless Steel

Elastomers: Nitrile (Buna) (Std.). Many other elastomers available.*

Orifice Diameter: See table on proceeding page.

Porting: 1/8" NPT (Std.)

Housing: Grommet and 1/2" NPT conduit - many options available.*

Listings: Most valves are UL and CSA listed – consult factory.

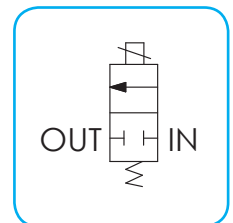
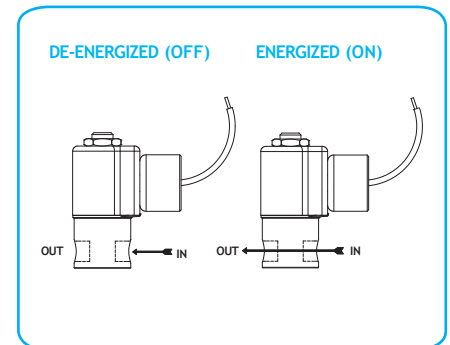
Life Expectancy: Millions of cycles, depending on application, lubrication, etc.

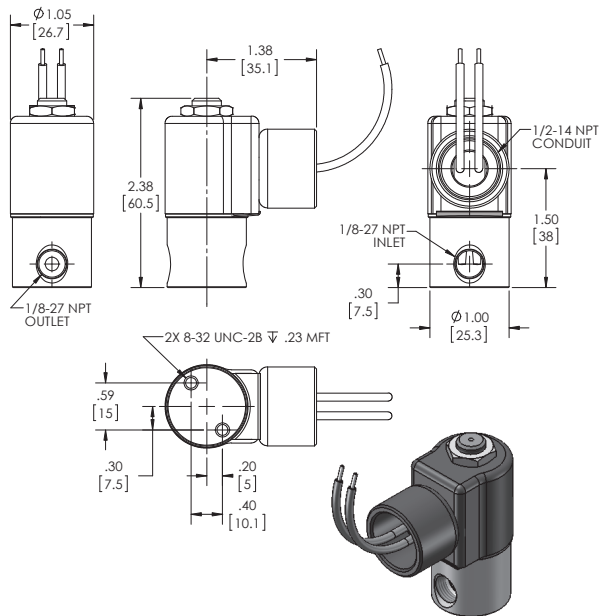
Valve Weight: Grommet Valve: 0.38 lbs, Conduit Valve: 0.44 lbs

Repair Packs: See table on proceeding page.

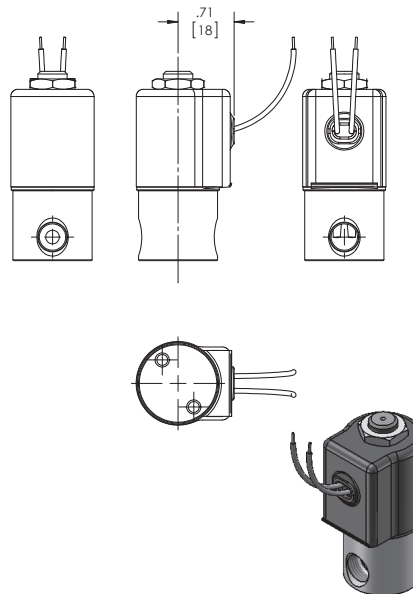
Options: Alternate Port Locations, Metering and Alternate Elastomers*

* Consult representative or factory for options and specifications.





**SERIES 50 LW
MODEL LW52
2WNC
CONDUIT CONNECTION**



**SERIES 50 LW
MODEL LW52
2WNC
GROMMET HOUSING WITH LEADS**

VALVE SPECIFICATIONS

MAX. OPER. PRESS. DIFF.		LIQUID		ORIFICE SIZE	CV FACTOR	VALVE NUMBER	
GAS		AC	DC			N.C.	N.C.
600*	200	600*	200	1/32	.022	LW52G8DGM	LW52G8DCM
250	80	250	80	3/64	.055	LW52H8DGM	LW52H8DCM
150	50	150	50	1/16	.075	LW52J8DGM	LW52J8DCM
100	25	100	25	5/64	.134	LW52V8DGM	LW52V8DCM
85	20	85	20	3/32	.156	LW52K8DGM	LW52K8DCM
50		50		1/8	.230	LW52N8DGM	LW52N8DCM
15		15		5/32	.292	LW52O8DGM	LW52O8DCM

WHEN ORDERING VALVES OR REPAIR PACKS ADD VOLTAGE AND FREQUENCY TO COMPLETE VALVE NUMBER. EXAMPLES: VALVE (LW52J8DGML-120/60) REPAIR PACK (KLW52J-AC)