



Series 50 SLW >> Model SLW53

Encapsulated Low Wattage – 3-Way Normally Closed Valve (exhaust to atmosphere)

General purpose valves for pneumatic and hydraulic applications. The versatility of these valves is increased to include the handling of hot air, hot water, refrigerants and many other media, by the use of different seals. Air and other fluids compatible with standard Buna seals. Hot water, steam, gasoline, oils, some hydraulic fluids, and many media require special seal materials.

- General purpose valve with reduced power consumption.
- For pneumatic and hydraulic application.
- NEMA 4 rating is standard with encapsulated coil.

OPERATING CONDITIONS

Media: Air and other fluids compatible with standard Buna seals. Hot water, steam, gasoline, oils, some hydraulic fluids, and many media require special seal materials. (Series 50 pressure ratings may change due to the viscosity of the liquid.)*

Valve Temperature Range: Standard Valves - 0°F (-18°C) to 140°F (60°C) ambient; 0°F (-18°C) to 150°F (65°C) media. Optional Valves - can tolerate much higher or much lower ambient and media temperatures.*

Maximum Operating Pressure Differentials: See table on proceeding page.

Burst Pressure: 5000 PSI

Leakage: Bubble tight for standard valves.

Vacuum: To 5 Microns*

ELECTRICAL CHARACTERISTICS

Coil Voltage: 12 to 370V AC 60 HZ. and 10.5 to 345V AC 50 HZ. – 3.5 to 120V DC

Nominal Power: AC – 1.8 Watts DC – 1.8 Watts

Coil Construction: Encapsulated Class F Coil with third wire ground

Typical Response Time on Air: 4 - 16 Milliseconds

Operating Speed: Up to 600 CPM

Duty Cycle: Continuous

MECHANICAL CHARACTERISTICS

Body: Stainless Steel (Std.)

Internal Components: Stainless Steel

Elastomers: Nitrile (Buna) (Std.). Many other elastomers available.*

Orifice Diameter: See table on proceeding page.

Porting: 1/8" NPT (Std.)

Housing: Encapsulated with 1/2 NPT conduit

Listings: Most valves are UL and CSA listed – consult factory.

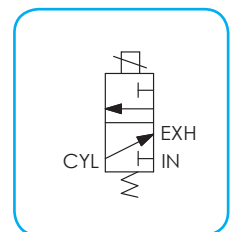
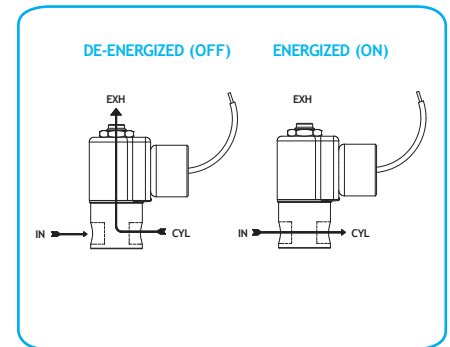
Life Expectancy: Millions of cycles, depending on application, lubrication, etc.

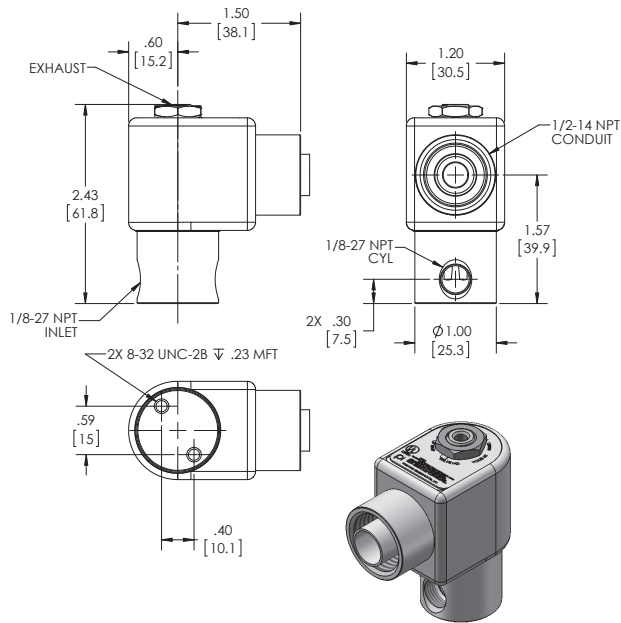
Valve Weight: 0.60 lbs

Repair Packs: See table on proceeding page.

Options: Alternate Port Locations, Metering, Alternate Elastomers, All Stainless Steel Construction*

* Consult representative or factory for options and specifications.





**SERIES 50 SLW
MODEL SLW53
3WNC EXHAUST TO ATMOSPHERE
LOW WATTAGE**

VALVE SPECIFICATIONS

MAX. OPER. PRESS. DIFF.		MAX. OPER. PRESS. DIFF.		ORIFICE SIZE		CV FACTOR		VALVE NUMBER
GAS		LIQUID		N.C.	N.O.	N.C.	N.O.	
AC	DC	AC	DC					
215	135	215	135	1/32	1/32	.022	.020	SLW53GG8DCCP+
215	120	120	65	1/32	3/64	.022	.048	SLW53GH8DCCP+
135	50	40	30	1/32	1/16	.022	.075	SLW53GJ8DCCP+
70	35	30	20	1/32	5/64	.022	.134	SLW53GV8DCCP+
55	30	25	15	1/32	3/32	.022	.150	SLW53GK8DCCP+
120	70	120	65	3/64	3/64	.055	.048	SLW53HH8DCCP+
120	50	40	30	3/64	1/16	.055	.075	SLW53HJ8DCCP+
70	35	30	20	3/64	5/64	.055	.134	SLW53HV8DCCP+
55	30	25	15	3/64	3/32	.055	.150	SLW53HK8DCCP+
85	40	40	30	1/16	1/16	.075	.075	SLW53JJ8DCCP+
70	35	30	20	1/16	5/64	.075	.134	SLW53JV8DCCP+
55	30	25	15	1/16	3/32	.075	.150	SLW53JK8DCCP+
50	30	30	20	5/64	5/64	.134	.134	SLW53VV8DCCP+
50	30	25	15	5/64	3/32	.134	.150	SLW53VK8DCCP+
35	20	25	15	3/32	3/32	.156	.150	SLW53KK8DCCP+

+ Add Suffix G or L to Valve Number to signify Gas or Liquid Service.

WHEN ORDERING VALVES OR REPAIR PACKS ADD VOLTAGE AND FREQUENCY TO COMPLETE VALVE NUMBER. EXAMPLES: VALVE (SLW53JJ8DCCPL-120/60) REPAIR PACK (KSLW53JJD-AC)