

# HAZARDOUS LOCATION VALVES



## Series EL 50 >> Model EL53

### Low Watt Hazardous Location 3-Way Normally Closed Valve (piped exhaust)

Peter Paul explosion proof valves are used where fire or explosion hazards exist due to the presence of flammable gases or vapors, flammable liquids, combustible dust, or easily ignitable fibers. Hazardous Location valves are recommended, or in some cases compulsory, where a high level of protection from explosion is required.

- Miniature Hazardous Location valves uses less power than E53.
- Flame-Proof construction.

## OPERATING CONDITIONS

**Media:** Air and other common gases and common refrigerants except ammonia, city gas supplies by public utilities, Nos. 1 and 2 fuel oils, oils having viscosities not more than 40, SU at 100° F, steam, some hydraulic and water or other aqueous non-flammable liquids. Some media require special seal material. (Series 50 pressure ratings may change due to the viscosity of the liquid.)\*

**Valve Temperature Range:** Standard Valves - 0°F (-18°C) to 104°F (40°C) ambient; 0°F (-18°C) to 150°F (65°C) media. Optional Valves - can tolerate much higher or much lower ambient and media temperatures.\*

**Maximum Operating Pressure Differentials:** See table on proceeding page.

**Burst Pressure:** 4000 PSI

**Leakage:** Bubble tight for standard valves.

**Vacuum:** To 5 Microns\*

## ELECTRICAL CHARACTERISTICS

**Coil Voltage:** 12 to 240V AC 60 HZ. — 5 to 120V DC

**Nominal Power:** AC — 1.8 Watts DC — 1.8 Watts

**Coil Construction:** Molded Class F with third wire ground (Std.), Class H or Potted (Opt.)

**Typical Response Time on Air:** 4 - 16 Milliseconds

**Operating Speed:** Up to 600 CPM

**Duty Cycle:** Continuous

## MECHANICAL CHARACTERISTICS

**Body:** Stainless Steel (Std.)

**Internal Components:** Stainless Steel

**Elastomers:** Nitrile (Buna) (Std.). Many other elastomers available.\*

**Orifice Diameter:** See table on proceeding page.

**Porting:** 1/8" NPT (Std.)

**Housing:** Flame-Proof construction with 1/2" NPT conduit

**Listings:** Valves are UL listed and CSA certified for Hazardous Locations — Class I, Div 1, Group C and D - Class II, Div 1, Groups E, F, and G; Div 2, Groups C, D, E, F, and G

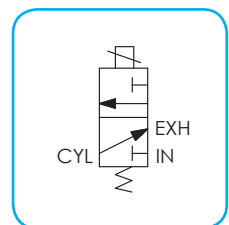
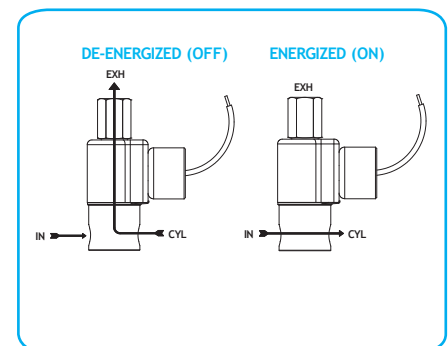
**Life Expectancy:** Millions of cycles, depending on application, lubrication, etc.

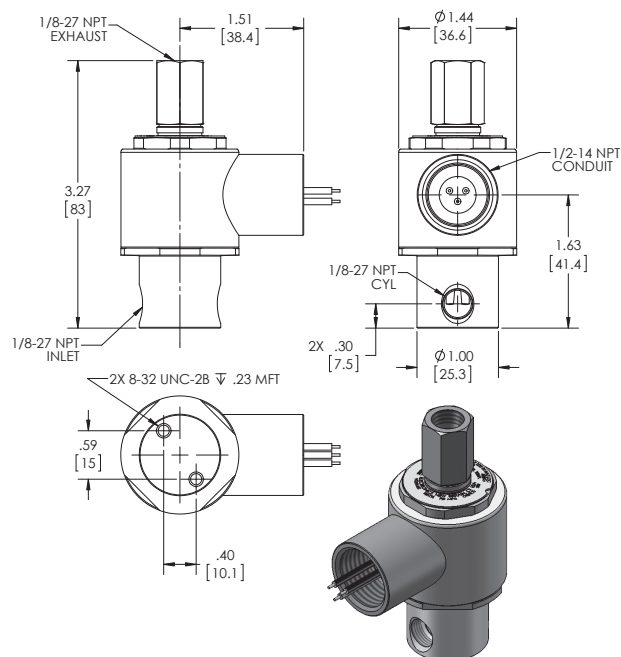
**Valve Weight:** 0.65 lbs

**Repair Kits:** See table on proceeding page.

**Options:** Alternate Port Locations, Metering, Alternate Elastomers, All Stainless Steel Construction\*

\* Consult representative or factory for options and specifications.





**SERIES 50  
MODEL EL53  
3WNC PIPED EXHAUST  
EXPLOSION PROOF**

## VALVE SPECIFICATIONS

MAX. OPER. PRESS. DIFF.		ORIFICE SIZE		CV FACTOR		VALVE NUMBER
AC	DC	N.C.	N.O.	N.C.	N.O.	
120	120	1/32	1/32	.055	.048	EL53GG8XCCM
120	120	1/32	3/64	.022	.048	EL53GH8XCCM
60	60	3/64	3/64	.055	.048	EL53HH8XCCM
30	30	1/16	1/16	.075	.075	EL53JJ8XCCM

WHEN ORDERING VALVES OR REPAIR KITS ADD VOLTAGE AND FREQUENCY TO COMPLETE VALVE NUMBER. EXAMPLES: VALVE (EL53HH8XCCM-120/60) REPAIR KIT (5KEL53HHX-AC)