

GENERAL PURPOSE VALVES



Note: This valve also available as an operator. Refer to following page.

Series 20 >> Model 23

3-Way Normally Closed – Exhaust to Atmosphere

A complete line of valves with a great selection of options and exceptional proven performance. The standard in the field. Air, water, and other fluids compatible with standard Buna seals. Hot water, steam, gasoline, and many oils require special seal materials.

- The flagship valve initially created for fluid power industry.
- Heavy duty and made of stainless steel.
- A real workhorse with proven performance.
- It has the greatest amount of options available of all the valves.
- Wide range of orifice sizes from 1/32" to 1/4".

OPERATING CONDITIONS

Media: Air, water, and other fluids compatible with standard Buna seals. Hot water, steam, gasoline, and many oils require special seal materials. (Series 20 pressure ratings may change due to the viscosity of the liquid.)*

Valve Temperature Range: Standard Valves - 0°F (-18°C) to 104°F (40°C) ambient; 0°F (-18°C) to 150°F (65°C) media. Optional Valves - can tolerate much higher or much lower ambient and media temperatures.

Maximum Operating Pressure Differentials: See table on proceeding page.

Burst Pressure: 5000 PSI

Leakage: Bubble tight for standard valves.

Vacuum: To 5 Microns*

ELECTRICAL CHARACTERISTICS

Coil Voltage: 6 to 825V AC 60 HZ. and 5 to 720V AC 50 HZ. – 1.8 to 265V DC

Nominal Power: AC – 8.7 Watts DC – 9.5 Watts

Coil Construction: Molded (Std.), Non-molded Class A and potted Class F (Class H optional)

Typical Response Time on Air: 4 - 16 Milliseconds

Operating Speed: Up to 600 CPM

Duty Cycle: Continuous

MECHANICAL CHARACTERISTICS

Body: Stainless Steel (Std.) or Brass (Opt.)

Internal Components: Stainless Steel

Elastomers: Nitrile (Buna) (Std.). Many other elastomers available.*

Orifice Diameter: See table on proceeding page.

Porting: Standard 1/8" and 1/4" NPT (other ports available).*

Housing: Grommet and 1/2" NPT conduit - many options available.*

Listings: Most valves are UL and CSA listed.*

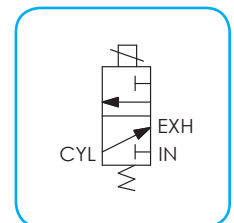
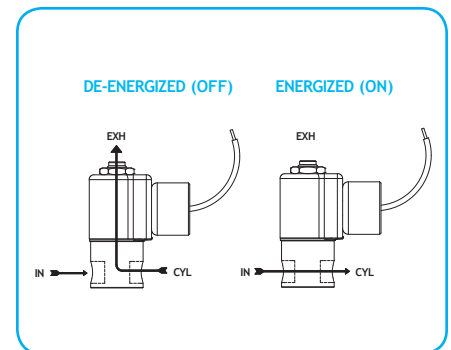
Life Expectancy: Millions of cycles, depending on application, lubrication, etc.

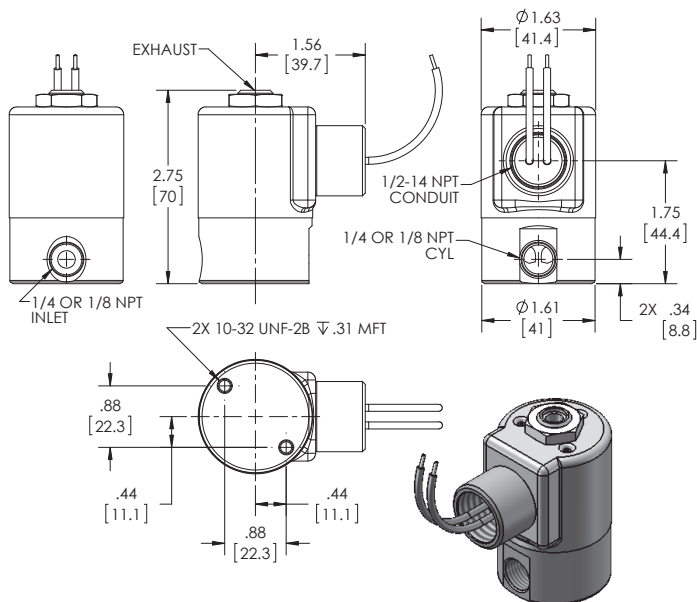
Valve Weight: Grommet Valve: 1.06 lb Conduit Valve: 1.13 lb

Repair Packs: See table on proceeding page.

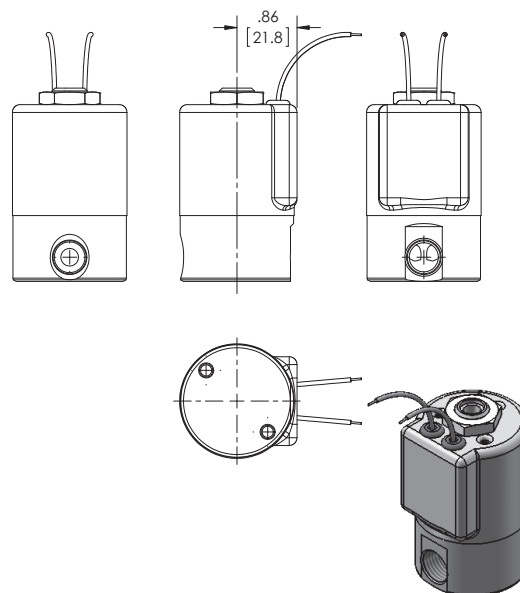
Options: Alternate Port Locations, Metering, Manual Override, Alternate Elastomers, Spade Terminal Coil, European Style DIN, Explosion Proof and Magnetic Latching Coil

* Consult representative or factory for options and specifications.





**SERIES 20
MODEL 23
3WNC EXHAUST TO ATMOSPHERE
CONDUIT CONNECTION**



**SERIES 20
MODEL 23
3WNC EXHAUST TO ATMOSPHERE
GROMMET HOUSING WITH LEADS**

VALVE SPECIFICATIONS

MAX. OPER. PRESS. DIFF.+		ORIFICE SIZE		CV FACTOR		VALVE NUMBER			
AC	DC	N.C.	N.O.	N.C.	N.O.	GROMMET HOUSING		CONDUIT HOUSING	
						1/8 NPT PORTS	1/4 NPT PORTS	1/8 NPT PORTS	1/4 NPT PORTS
400	400	1/32	1/32	.024	.024	23GG7DGM	23GG9DGM	23GG7DCM	23GG9DCM
150 (200)	150 (200)	3/64	1/16	.052	.095	23HJ7DGM	23HJ9DGM	23HJ7DCM	23HJ9DCM
100 (135)	100 (135)	1/16	1/16	.095	.095	23JJ7DGM	23JJ9DGM	23JJ7DCM	23JJ9DCM
100 (135)	100 (135)	1/16	3/32	.095	.156	23JK7DGM	23JK9DGM	23JK7DCM	23JK9DCM
75 (100)	75 (100)	3/32	3/32	.156	.156	23KK7DGM	23KK9DGM	23KK7DCM	23KK9DCM
50 (70)	50 (70)	1/8	3/32	.284	.156	23NK7DGM	23NK9DGM	23NK7DCM	23NK9DCM
35 (40)	35 (40)	1/8	1/8	.284	.201	23NN7DGM [^]	23NN9DGM [^]	23NN7DCM [^]	23NN9DCM [^]
20	20	3/16	3/32	.500	.156	23PK7DGM	23PK9DGM	23PK7DCM	23PK9DCM
20	20	3/16	1/8	.500	.201	23PN7DGM [^]	23PN9DGM [^]	23PN7DCM [^]	23PN9DCM [^]
15	—	1/4	3/32	.700	.156	23RK7DGM	23RK9DGM	23RK7DCM	23RK9DCM
15	—	1/4	1/8	.700	.201	23RN7DGM [^]	23RN9DGM [^]	23RN7DCM [^]	23RN9DCM [^]

[^] VALVES WITH 1/8 N.O. ORIFICE ARE UL LISTED ONLY

+ Ratings in brackets are optional extended ratings; consult factory.

ORDERING INFORMATION:

WHEN ORDERING VALVES OR REPAIR PACKS ADD VOLTAGE AND FREQUENCY TO COMPLETE VALVE NUMBER. EXAMPLES: VALVE (23JK9DGV 120/60) REPAIR PACK (K23JKD AC)

WHEN ORDERING OPERATORS ADD THE LETTER "O" TO THE FRONT OF THE VALVE NUMBER, REPLACE BODY PORT NUMBER WITH THE LETTER "D": EXAMPLE: OPERATOR (O23JK9DGV 120/60)