

HAZARDOUS LOCATION VALVES



Note: This valve also available as an operator. Refer to following page.

Series 20 >> Model E26

Hazardous Location – 3-Way Multi-Purpose Valve

Peter Paul explosion proof valves are used where fire or explosion hazards exist due to the presence of flammable gases or vapors, flammable liquids, combustible dust, or easily ignitable fibers. Hazardous Location valves are recommended, or in some cases compulsory, where a high level of protection from explosion is required.

- Heavy duty and made of stainless steel.
- A real workhorse with proven performance.
- It has the greatest amount of options available of all the valves.
- Wide range of orifice sizes from 1/32" to 1/8".

OPERATING CONDITIONS

Media: Air, water, and other fluids compatible with standard Buna seals. Hot water, steam gasoline, and many oils require special seal materials. (Series 20 pressure ratings may change due to the viscosity of the liquid.)*

Valve Temperature Range: Standard Valves - 0°F (-18°C) to 104°F (40°C) ambient; 0°F (-18°C) to 150°F (65°C) media. Optional Valves - can tolerate much higher or much lower ambient and media temperatures.*

Maximum Operating Pressure Differentials: See table on proceeding page.

Burst Pressure: 5000 PSI

Leakage: Bubble tight for standard valves.

Vacuum: To 5 Microns*

ELECTRICAL CHARACTERISTICS

Coil Voltage: 6 to 825V AC 60 HZ. and 5 to 720V AC 50 HZ. – 1.8 to 265V DC

Nominal Power: AC – 7.3 Watts DC – 9.5 Watts

Coil Construction: Molded Class F with third wire ground (Std.), Class H or Potted (Opt.)

Typical Response Time on Air: 4 - 16 Milliseconds

Operating Speed: Up to 600 CPM

Duty Cycle: Continuous

MECHANICAL CHARACTERISTICS

Body: Stainless Steel (Std.)

Internal Components: Stainless Steel

Elastomers: Nitrile (Buna) (Std.). Many other elastomers available.*

Orifice Diameter: See table on proceeding page.

Porting: 1/8" and 1/4" NPT (others ports available).

Housing: Flame-Proof construction with 1/2" NPT conduit

Listings: Valves are UL listed and CSA certified for Hazardous Locations – Class I, Div 1, Group C and D - Class II, Div 1, Group E, F, and G; Div 2 Groups A, B, C, D, E, F, and G.

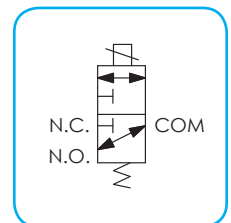
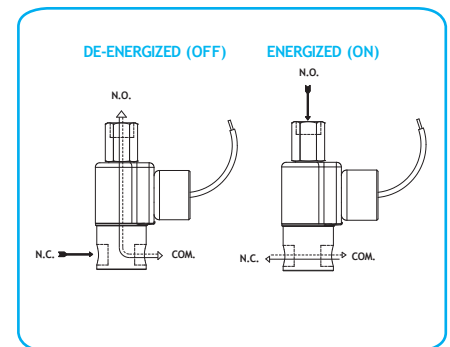
Life Expectancy: Millions of cycles, depending on application, lubrication, etc.

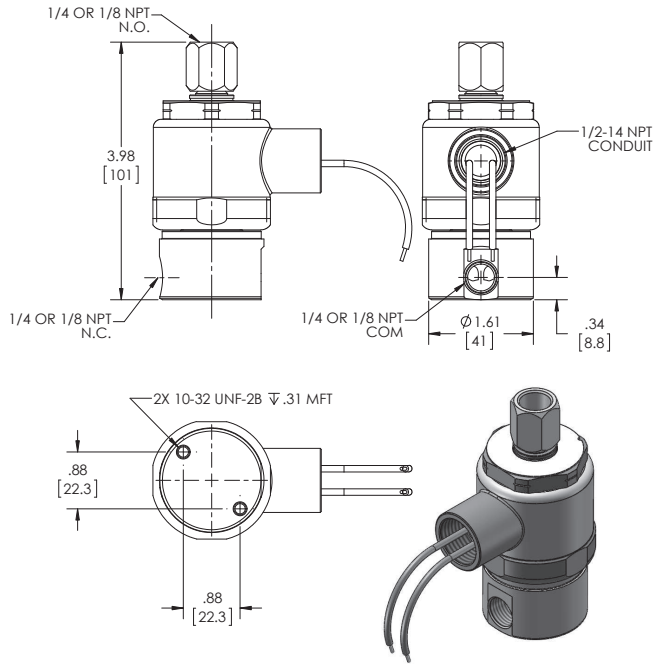
Valve Weight: 1.50 lbs

Repair Kits: See table on proceeding page.

Options: Alternate Port Locations, Metering, Manual Override, Alternate Elastomers*

* Consult representative or factory for options and specifications.





**SERIES 20
MODEL E26
3-WAY MULTI-PURPOSE
EXPLOSION PROOF**

VALVE SPECIFICATIONS

MAX. OPER. PRESS. DIFF.		ORIFICE SIZE		CV FACTOR		VALVE NUMBER	
AC	DC	N.C.	N.O.	N.C.	N.O.	1/8 NPT PORTS	1/4 NPT PORTS
400	400	1/32	1/32	.024	.024	E26GG7XCCM	E26GG9ZCCM
150	150	3/64	3/64	.052	.052	E26HH7XCCM	E26HH9ZCCM
100	100	1/16	1/16	.095	.095	E26JJ7XCCM	E26JJ9ZCCM
75	75	3/32	3/32	.156	.156	E26KK7XCCM	E26KK9ZCCM
35	35	1/8	1/8	.284	.277	E26NN7XCCM ^	E26NN9ZCCM ^

^ VALVES WITH 1/8 ORIFICE ARE NOT UL OR CSA LISTED

ORDERING INFORMATION:

WHEN ORDERING VALVES OR REPAIR PACKS ADD VOLTAGE AND FREQUENCY TO COMPLETE VALVE NUMBER. EXAMPLES: VALVE (E26NK9ZCCM 120/60) REPAIR PACK (2KE26NK AC)

WHEN ORDERING OPERATORS ADD THE LETTER "O" TO THE FRONT OF THE VALVE NUMBER, REPLACE BODY PORT NUMBER WITH THE LETTER "D": EXAMPLE: OPERATOR (OE26NK9DCCM 120/60)