



Note: This valve also available as an operator. Refer to following page.

Series EL 50 >> Model EL51

Low Watt Hazardous Location – 2-Way Normally Open Valve

Peter Paul explosion proof valves are used where fire or explosion hazards exist due to the presence of flammable gases or vapors, flammable liquids, combustible dust, or easily ignitable fibers. Hazardous Location valves are recommended, or in some cases compulsory, where a high level of protection from explosion is required.

- **Miniature Hazardous Location valves uses less power than E51.**
- **Flame-Proof construction.**
- **High quality engineering.**

OPERATING CONDITIONS

Media: Air and other common gases and common refrigerants except ammonia, city gas supplies by public utilities, Nos. 1 and 2 fuel oils, oils having viscosities not more than 40, SU at 100°F, steam, some hydraulic and water or other aqueous non-flammable liquids. Some media require special seal material. (Series 50 pressure ratings may change due to the viscosity of the liquid.)*

Valve Temperature Range: Standard Valves - 0°F (-18°C) to 104°F (40°C) ambient; 0°F (-18°C) to 150°F (65°C) media. Optional Valves - can tolerate much higher or much lower ambient and media temperatures.*

Maximum Operating Pressure Differentials: See table on proceeding page.

Burst Pressure: 4000 PSI

Leakage: Bubble tight for standard valves.

Vacuum: To 5 Microns*

ELECTRICAL CHARACTERISTICS

Coil Voltage: 12 to 240V AC 60 HZ. – 5 to 120V DC

Nominal Power: AC – 1.8 Watts DC – 1.8 Watts

Coil Construction: Molded Class F with third wire ground (Std.), Class H or Potted (Opt.)

Typical Response Time on Air: 4 - 16 Milliseconds

Operating Speed: Up to 600 CPM

Duty Cycle: Continuous

MECHANICAL CHARACTERISTICS

Body: Stainless Steel (Std.)

Internal Components: Stainless Steel

Elastomers: Nitrile (Buna) (Std.). Many other elastomers available.*

Orifice Diameter: See table on proceeding page.

Porting: 1/8" NPT (Std.)

Housing: Flame-Proof construction with 1/2" NPT conduit

Listings: Valves are UL listed and CSA certified for Hazardous Locations – Class I, Div 1, Group C and D - Class II, Div 1, Groups E, F, and G; Div 2, Groups C, D, E, F, and G

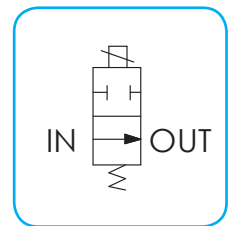
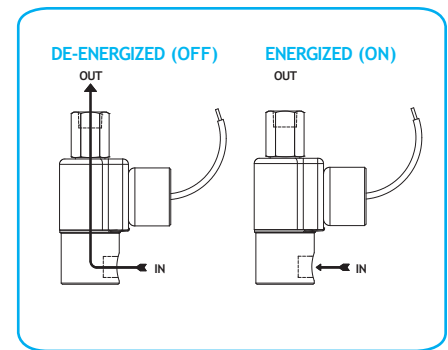
Life Expectancy: Millions of cycles, depending on application, lubrication, etc.

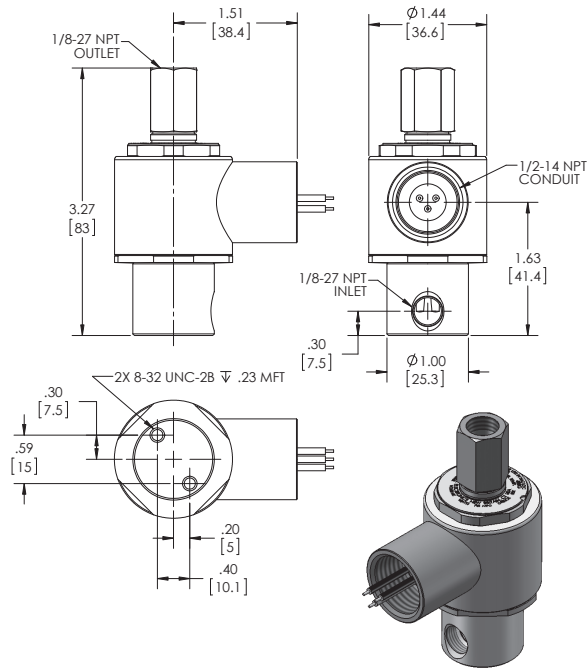
Valve Weight: 0.65 lbs

Repair Kits: See table on proceeding page.

Options: Alternate Port Locations, Metering, Alternate Elastomers, All Stainless Steel Construction*

* Consult representative or factory for options and specifications.





**SERIES EL 50
MODEL EL51
2WNO
EXPLOSION PROOF**

VALVE SPECIFICATIONS

MAX. OPER. PRESS. DIFF.		ORIFICE SIZE	CV FACTOR	VALVE NUMBER
AC	DC	N.O.	N.O.	
200	200	1/32	.020	EL51G8XCCM
120	120	3/64	.048	EL51H8XCCM
50	50	1/16	.075	EL51J8XCCM

ORDERING INFORMATION:

WHEN ORDERING VALVES OR REPAIR PACKS ADD VOLTAGE AND FREQUENCY TO COMPLETE VALVE NUMBER. EXAMPLES: VALVE (EL51H8XCCM 120/60) REPAIR PACK (5KELW51H AC)

WHEN ORDERING OPERATORS ADD THE LETTER "O" TO THE FRONT OF THE VALVE NUMBER, REPLACE BODY PORT NUMBER WITH THE LETTER "D": EXAMPLE: OPERATOR (OEL51H8DCCM 120/60)