

HAZARDOUS LOCATION VALVES



Note: This valve also available as an operator. Refer to following page.

Series ELL50 >> Model ELL53

Very Low Watt Hazardous Location — 3-Way Normally Closed Valve — Exhaust to Atmosphere

Peter Paul explosion proof valves are used where fire or explosion hazards exist due to the presence of flammable gases or vapors, flammable liquids, combustible dust, or easily ignitable fibers. Hazardous Location valves are recommended, or in some cases compulsory, where a high level of protection from explosion is required.

- **Miniature Hazardous Location valves uses less power than EL53.**
- **Flame-Proof construction.**
- **High quality engineering.**

OPERATING CONDITIONS

Media: Air and other common gases only.*

Valve Temperature Range: Standard Valves - 0°F (-18°C) to 104°F (40°C) ambient; 0°F (-18°C) to 150°F (65°C) media. Optional Valves - can tolerate much higher or much lower ambient and media temperatures.*

Maximum Operating Pressure Differentials: See table on proceeding page.

Burst Pressure: 4000 PSI

Leakage: Bubble tight for standard valves.

Vacuum: To 5 Microns*

ELECTRICAL CHARACTERISTICS

Coil Voltage: 5 to 120V DC.

Nominal Power: DC — .85 Watts

Coil Construction: Molded Class F with third wire ground (Std.), Class H or Potted (Opt.)

Typical Response Time on Air: 4 - 16 Milliseconds

Operating Speed: Up to 600 CPM

Duty Cycle: Continuous

MECHANICAL CHARACTERISTICS

Body: Stainless Steel (Std.)

Internal Components: Stainless Steel

Elastomers: Nitrile (Buna) (Std.). Many other elastomers available.*

Orifice Diameter: See table on proceeding page.

Porting: 1/8" NPT (Std.)

Housing: Flame-Proof construction with 1/2" NPT conduit

Listings: Valves are UL listed and CSA certified for Hazardous Locations — Class I, Div 1, Group C and D - Class II, Div 1, Groups E, F, and G; Div 2, Groups C, D, E, F, and G

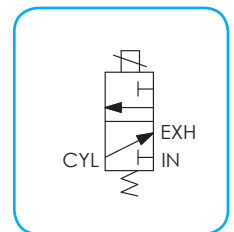
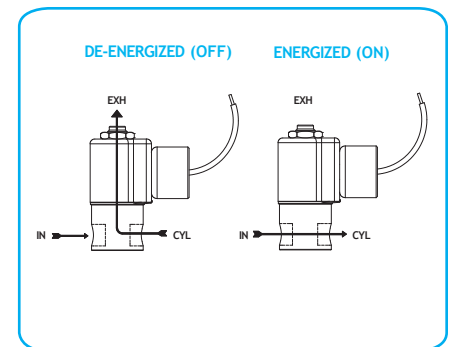
Life Expectancy: Millions of cycles, depending on application, lubrication, etc.

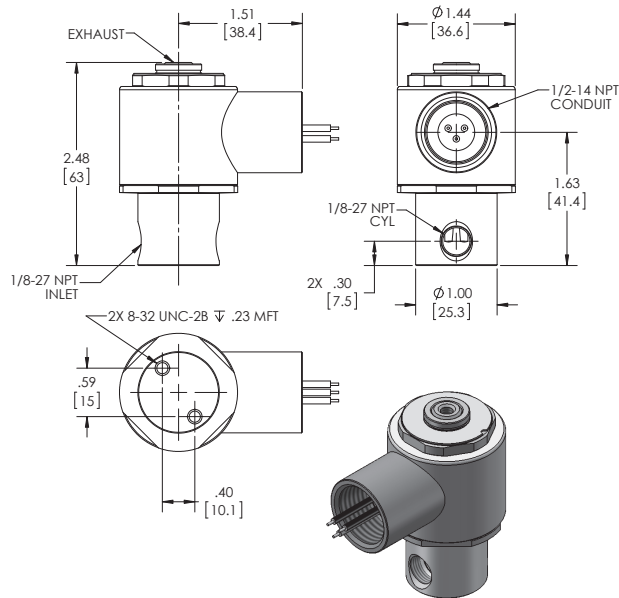
Valve Weight: 0.65 lbs

Repair Kits: See table on proceeding page.

Options: Alternate Port Locations, Metering, Alternate Elastomers, All Stainless Steel Construction*

* Consult representative or factory for options and specifications.





**SERIES ELL50
MODEL ELL53
3WNC EXHAUST TO ATMOSPHERE
EXPLOSION PROOF**

VALVE SPECIFICATIONS

MAX. OPER. PRESS. DIFF. (GAS ONLY) DC	ORIFICE SIZE N.C.	N.O.	CV FACTOR N.C.	N.O.	VALVE NUMBER
120	1/32	1/32	.022	.022	ELL53GG8DCCM

ORDERING INFORMATION:

WHEN ORDERING VALVES OR REPAIR PACKS ADD VOLTAGE AND FREQUENCY TO COMPLETE VALVE NUMBER. EXAMPLES: VALVE (ELL53GG8DCCM 12/DC) REPAIR PACK (5KELL53GGD DC)

WHEN ORDERING OPERATORS ADD THE LETTER "O" TO THE FRONT OF THE VALVE NUMBER, REPLACE BODY PORT NUMBER WITH THE LETTER "D": EXAMPLE: OPERATOR (OELL53GG8DCCM 12/DC)