

HAZARDOUS LOCATION VALVES



Note: This valve also available as an operator. Refer to following page.

Series 50 EW >> Model EW53

Encapsulated Hazardous Location – 3-Way Normally Closed Valve – Piped Exhaust

A UL and CSA listed, low watt, miniature hazardous location valve with minimal space and energy requirements in volatile environments. Air and other fluids, compatible with standard Buna seals. Hot water, steam, gasoline, oils, some hydraulic fluids, and many other media require special seal materials.

- **Smallest hazardous location solenoid valve.**
- **Best ambient and high temperature ratings on the market.**
- **NEMA 4 rating is standard with encapsulated coil.**

OPERATING CONDITIONS

Media: Air, and other fluids compatible with standard Buna seals. Hot water, steam, gasoline, oils, some hydraulic fluids, and many media require special seal materials. (Series 50 pressure ratings may change due to the viscosity of the liquid.)*

Valve Temperature Range: Standard Valves - 0°F (-18°C) to 140°F (60°C) ambient; 0°F (-18°C) to 150°F (65°C) media. Optional Valves - can tolerate much higher or much lower ambient and media temperatures.*

Maximum Operating Pressure Differentials: See table on proceeding page.

Burst Pressure: 5000 PSI

Leakage: Bubble tight for standard valves.

Vacuum: To 5 Microns*

ELECTRICAL CHARACTERISTICS

Coil Voltage: 16 to 547V AC 60 HZ. and 14.5 to 490V AC 50 HZ. – 6 to 200V DC

Nominal Power: AC – 5.0 Watts DC – 5.0 Watts

Coil Construction: Encapsulated Class F Coil with third wire ground

Typical Response Time on Air: 4 - 16 Milliseconds

Operating Speed: Up to 600 CPM

Duty Cycle: Continuous

MECHANICAL CHARACTERISTICS

Body: Stainless Steel (Std.)

Internal Components: Stainless Steel

Elastomers: Nitrile (Buna) (Std.). Many other elastomers available.*

Orifice Diameter: See table on proceeding page.

Porting: 1/8" NPT (Std.)

Housing: Encapsulated with 1/2 NPT conduit

Listings: Valves are UL listed for Hazardous Locations – Class I, Div 1, Groups A, B, C, and D - Class II, Div 1, Groups E, F, and G; Div 2, Groups A, B, C, D, E, F, and G. "T" Rating as low as T4.

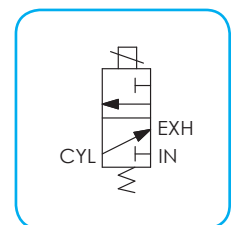
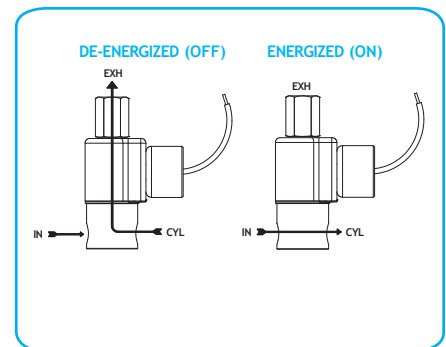
Life Expectancy: Millions of cycles, depending on application, lubrication, etc.

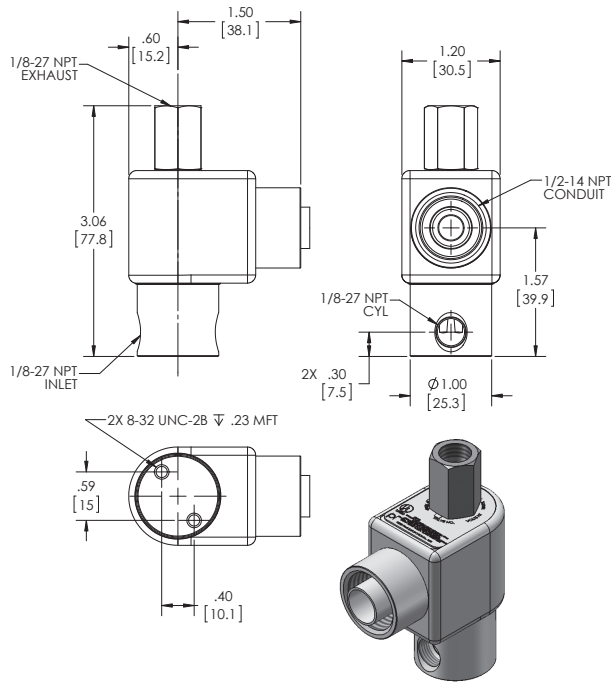
Valve Weight: 0.60 lbs

Repair Packs: See table on proceeding page.

Options: Alternate Port Locations, Metering, Alternate Elastomers, All Stainless Steel Construction*

* Consult representative or factory for options and specifications.





**SERIES 50 EW
MODEL EW53
3WNC PIPED EXHAUST
EXPLOSION PROOF**

VALVE SPECIFICATIONS

MAX. OPER. PRESS. DIFF.		ORIFICE SIZE		CV FACTOR		VALVE NUMBER
AC	DC	N.C.	N.O.	N.C.	N.O.	1/8 NPT PORTS
250	250	1/32	1/32	.022	.020	EW53GG8XCCP
150	150	3/64	3/64	.055	.048	EW53HH8XCCP
150	150	3/64	1/16	.055	.075	EW53HJ8XCCP
100	100	1/16	1/16	.075	.075	EW53JJ8XCCP
50	50	3/32	3/32	.150	.150	EW53KK8XCCP

ORDERING INFORMATION:

WHEN ORDERING VALVES OR REPAIR PACKS ADD VOLTAGE AND FREQUENCY TO COMPLETE VALVE NUMBER. EXAMPLES: VALVE (EW53GG8XCCP 120/60) REPAIR PACK (KEW53GGX AC)

WHEN ORDERING OPERATORS ADD THE LETTER "O" TO THE FRONT OF THE VALVE NUMBER, REPLACE BODY PORT NUMBER WITH THE LETTER "D": EXAMPLE: OPERATOR (OEW53GG8DCCP 120/60)